

**LEGEND**

- NEW TREES
- SHURBS
- ENTRY WALL AND FENCE

NOTE: ALL LOCATIONS OF TREES, PLANTING, PATHS AND OTHER FEATURES ARE INDICATIVE ONLY.

**Plant list**

TREE	
<i>Eucalyptus leucoxylon x megalocarpa</i>	Dwarf SA Bluegum
<i>Eucalyptus sideroxylon</i>	Red Ironbark
SHURBS	
<i>Atriplex angulata</i>	Fan Saltbush
<i>Chrysocephalum apiculatum</i>	Common Everlasting
<i>Enchylaena tomentosa var. tomentosa</i>	Ruby Saltbush
<i>Gunnipopsis quadrifida</i>	Sturt's Pigface
<i>Myoporum parvifolium</i>	Creeping boobialla
<i>Rhagodia spinescens</i>	Thorny Saltbush
GRASSES	
<i>Lomandra tanika</i>	dwarf mat-rush



*Eucalyptus sideroxylon*  
- Red Ironbark



*Eucalyptus leucoxylon x megalocarpa*  
- Dwarf SA Blue Gum



*Lomandra tanika*  
- Dwarf mat-rush



*Myoporum parvifolium*  
- Creeping boobialla



*Atriplex angulata*  
- Fan Saltbush



*Chrysocephalum apiculatum*  
- Common Everlasting



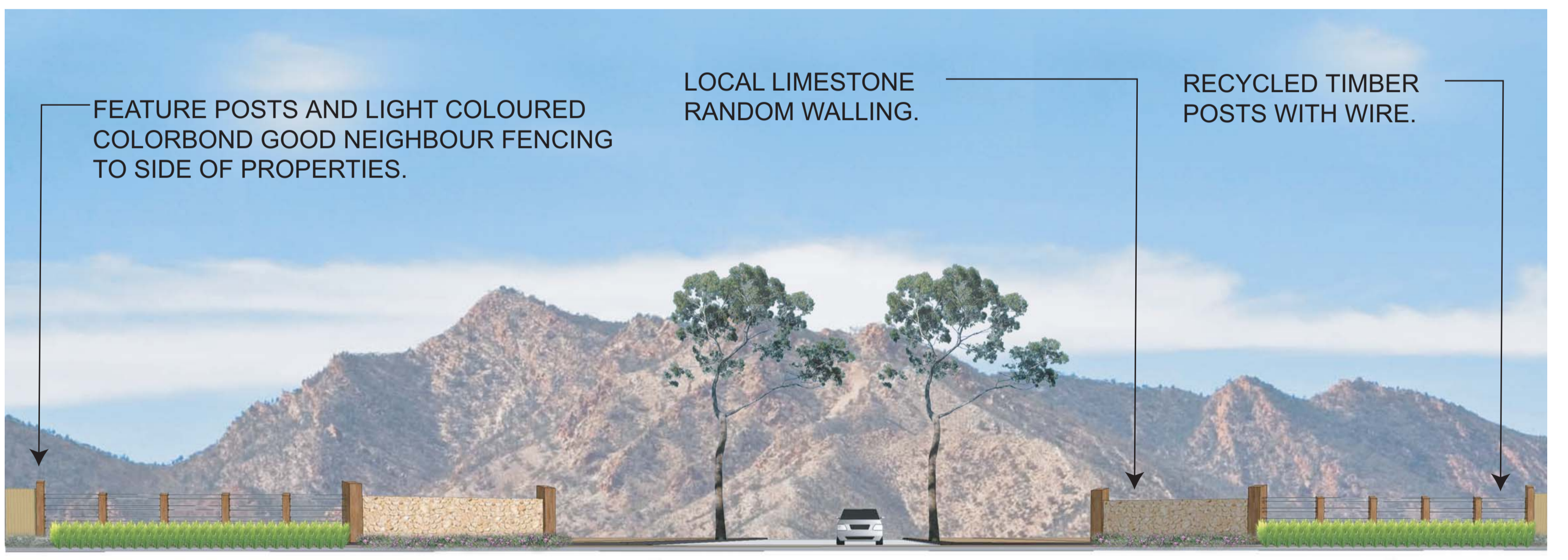
*Enchylaena tomentosa*  
- Ruby Saltbush



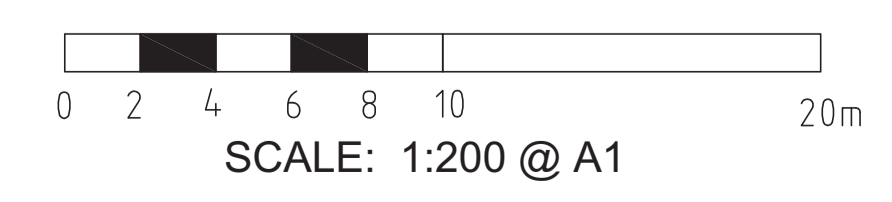
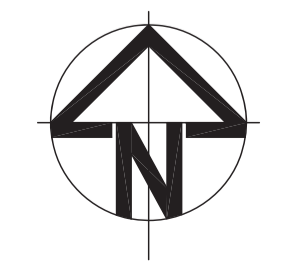
*Gunnipopsis quadrifida*  
- Sturt's Pigface



*Rhagodia spinescens*  
- Thorny Saltbush



PROJECT GOVERNMENT ROAD SUBDIVISION  
 CLIENT ANDREW & ASSOCIATES  
 DRAWING CONCEPT PLAN



DATE: 27/10/09  
 DWG NO.: OS260\_CP01

DESIGNED BY: PG/MW  
 DRAWN BY: MW  
 APPROVED BY: PG